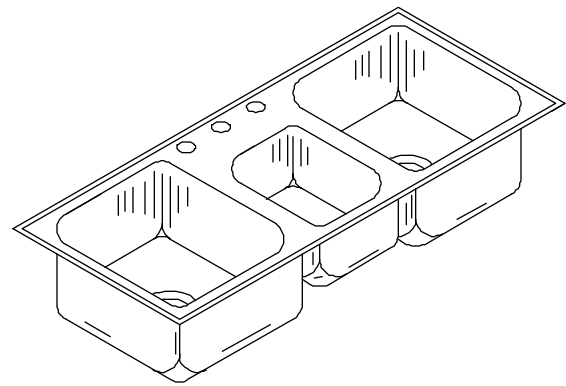


Just FUNCTIONAL GROUP

TE-1944-B-GR - 20 GA.

TRIP-L-EASE SINK



TE-1944-B-GR

CUTOUT DIMENSIONS*
18 1/4 x 43 1/4

* Cutout dimensions shown (Front-to-Back) x (Left-to-Right) - corners of cutout may be square or any radius up to 1/2".

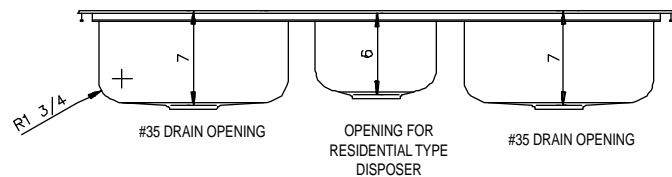
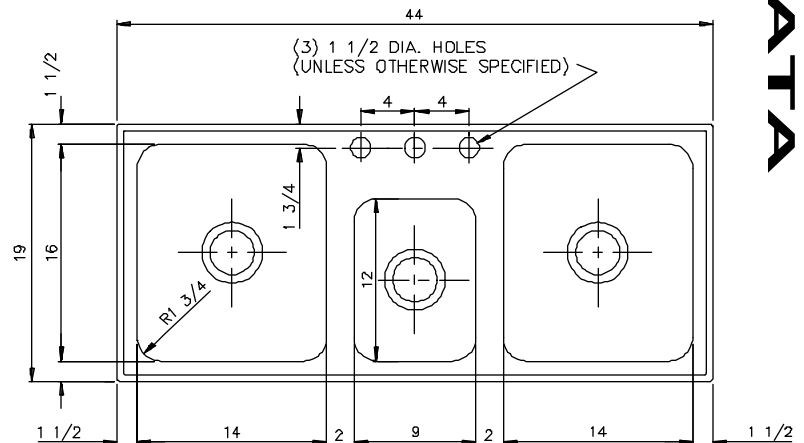
SPECIFICATION

Seamless die-drawn construction of type 304, 18-8 stainless steel. Interior and top surfaces polished to a non-porous Hand-Blended Just Finish with highlighted bowl rim. Fully coated underside insulates for sound, and reduces condensation. Straight-sided compartment with 1 3/4" radius corners provides greater capacity. Self-rimming top mount Grip-Rim Plus with 300 series stainless steel mounting channels. Conforms to ASME/ANSI A112.19.3M. Drain punch #35 centered for Just J-35 unless otherwise specified.

SUBMITTAL DATA

To be specified :

- Faucet hole punching:
- (1) Hole Centered
- (2) Holes on 4" centers
- (3) Holes on 4" centers (illustrated)
- (4) Holes
- Alternate Punching:
Faucet Model: _____
Punching required: _____



Job Name _____
Customer _____
Architect/Engineer _____
APPROVED FOR MANUFACTURING
MODEL NO. _____ QTY. _____
COMPANY _____
TITLE _____ DATE _____
SIGNATURE _____

FUNCTIONAL DESIGN, QUALITY, AND SPECIFICATIONS LISTED DESCRIBE THE **JUST** STANDARD OF QUALITY. WHEN MAKING COMPARISONS WITH OTHER OFFERINGS, INSIST ON THE **JUST** QUALITY OF CONSTRUCTION.

Just MANUFACTURING COMPANY
9233 KING STREET, FRANKLIN PARK, ILLINOIS 60131
PHONE: (847) 678-5150 FAX: (847) 678-6817