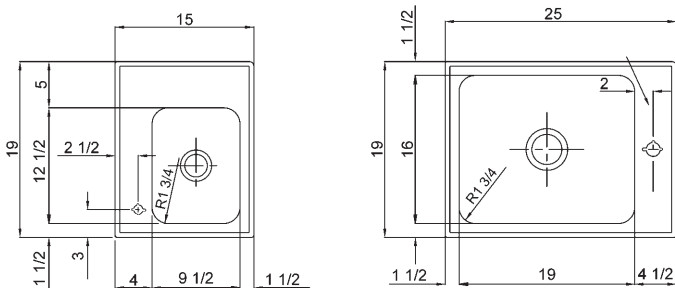




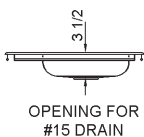
RCR-ADA - SERIES

CLASSROOM SINK
with
REMOTE RECTANGULAR DRINKING FOUNTAIN
1900 SERIES
18 GAUGE

SUBMITTAL DATA



SLOTTED VANDAL RESISTANT HOLES



OPENING FOR #15 DRAIN



OPENING FOR J-35 DRAIN

	OVERALL DIMENSIONS*	CUTOUT DIMENSIONS**
RCR-ADA-1925-15-A-GR-L		
RECEPTOR	19 x 15	18-1/4 x 14-1/4
BOWL	19 x 25	18-1/4 x 24-1/4

* Dimensions shown (Front-to-Back) x (Left-to-Right)

** Cutout dimensions shown (Front-to-Back) x (Left-to-Right) - Corners of cutout may be square or up to 1/2" radius.

SPECIFICATION

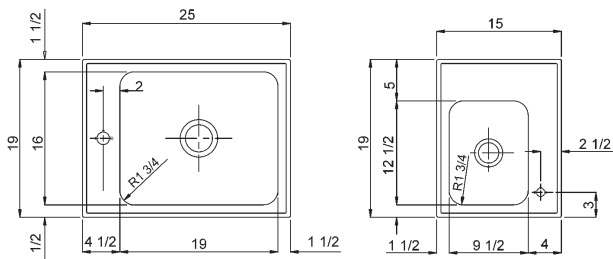
Seamless die-drawn construction of type 304, 18-8 stainless steel. Interior and top surfaces polished to a non-porous Hand-Blended Just Finish, with a highlighted bowl rim. Fully coated underside insulates for sound, and reduces condensation. Straight-sided compartment with 1 3/4" radius corners provides greater capacity. Self-rimming top mount Grip-Rim Plus with 300 series stainless steel mounting channels. Drain punchings J-35 and J-15 as applicable.



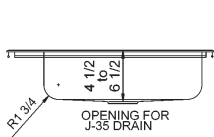
ADA COMPLIANT

FITTING OPTIONS:

- JSB-10-FLX-VR Vandal resistant Cast stainless steel bubbler with flexible mouth guard.
- JRMSB-10-FLX-VR - Vandal resistant cast stainless steel bubbler with flexible mouthguard and remote push button.
- JVR-1 Vandal resistant faucet.
- J-15-CB Vandal resistant drain with flat strainer.
- J-35-SSF-VR Vandal resistant drain with flat strainer.



SLOTTED VANDAL RESISTANT HOLES



OPENING FOR J-35 DRAIN



OPENING FOR #15 DRAIN

	OVERALL DIMENSIONS*	CUTOUT DIMENSIONS**
RCR-ADA-1925-15-A-GR-R		
BOWL	19 x 25	18-1/4 x 24-1/4
RECEPTOR	19 x 15	18-1/4 x 14-1/4

* Dimensions shown (Front-to-Back) x (Left-to-Right)

** Cutout dimensions shown (Front-to-Back) x (Left-to-Right) - Corners of cutout may be square or up to 1/2" radius.

FUNCTIONAL DESIGN, QUALITY, AND SPECIFICATIONS LISTED DESCRIBE THE JUST STANDARD OF QUALITY. WHEN MAKING COMPARISONS WITH OTHER OFFERINGS, INSIST ON THE JUST QUALITY OF CONSTRUCTION. FOR ADDITIONAL INFORMATION REGARDING THE COMPLETE LINE OF JUST SINKS, FAUCETS AND DRAINS, VISIT OUR WEB SITE AT www.justmfg.com

Job Name _____

Customer _____

Architect/Engineer _____

APPROVED FOR MANUFACTURING

MODEL NO. _____

DEPTH _____ QTY. _____

(NOTE: Specify depth in 1/2" increments only 4-1/2" to 6-1/2")

COMPANY _____

TITLE _____ DATE _____

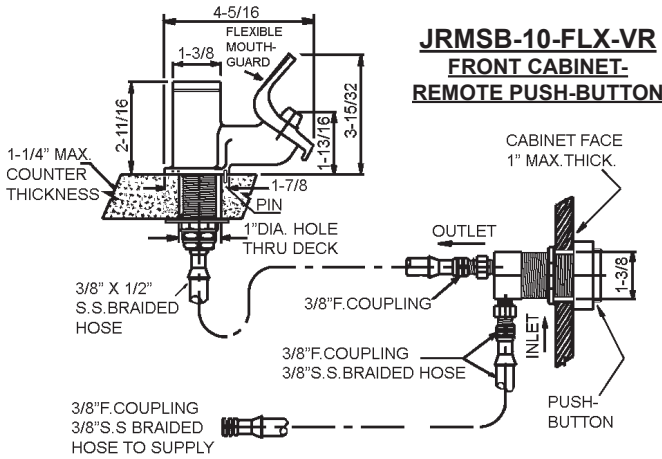
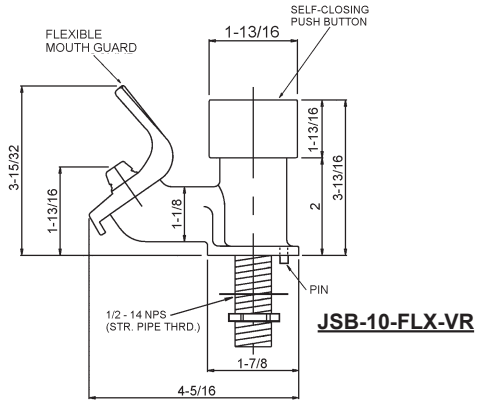
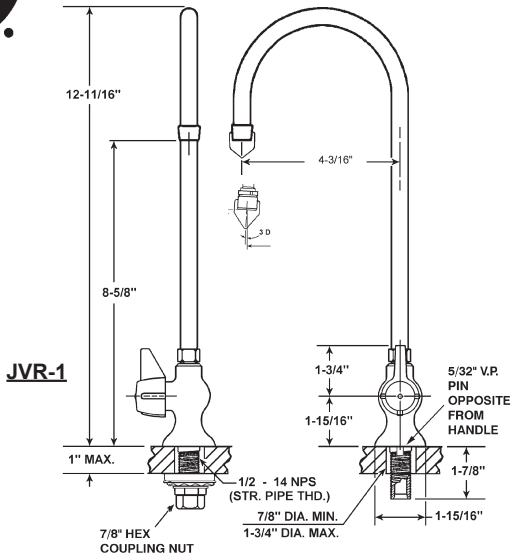
SIGNATURE _____

9/2005



RCR- Series - FITTING OPTIONS

SPECIFICATION DATA



JVR-1 - Vandal resistant, single tap deck mount, classroom gooseneck faucet with 4-3/16" reach, rigid spout, Vandal resistant 2.5 GPM water saving aerator. Vandal resistant handle. Deck to top of spout to be 12-11/16". Conforms to ANSI A112.18.1. Certified to NSF/ANSI 61.

JRMSB-10-FLX-VR - Vandal resistant, self-closing remote push button bubbler. **Flexible** mouth-guard. Cast Type 304 stainless steel body and remote push button assembly. Stainless steel braided hoses, nipple and replaceable regulator cartridge. Location of bubbler on ledge is variable. Conforms to ANSI A112.18.1. Certified to NSF/ANSI 61.

JSB-10-FLX-VR - Vandal resistant, self-closing push button bubbler. **Flexible** mouth-guard. Cast Type 304 stainless steel body and push button. Stainless steel replaceable regulator cartridge. Location of bubbler on ledge is variable. Conforms to ANSI A112.18.1. Certified to NSF/ANSI 61.

J-35-SSF-VR - Stainless steel #35 flat grid vandal resistant drain. Includes 1-1/2" O.D. stainless steel tailpiece, 4" long.

J-15-CB - Chrome plated brass #15 drain with vandal resistant grid.

JUST MFG. CO. RESERVES THE RIGHT TO CHANGE PRODUCT INFORMATION WITHOUT NOTICE.


STOPS and SUPPLY OPTIONS

To include stop or supply options with parts package, add part number required to end of RCR model number.

Example: RCR-1522-17-A-GR-L
would be specified as
RCR-1522-17-A-GR-L-JL10LKFC-38C-9



JV-160
Single supply services faucet and bubbler. Available with loose key stop.



STOPS AND SUPPLY SIZING - Specify Type Below				
MODEL NO.				
x	Angle(Single)	x	Angle(Pair)	
	JL10LKFC.EA		JL10LKFC	Inlet: 3/8" I.P.S. Outlet: 3/8 O.D.
	JL12LKFC.EA		JL12LKFC	Inlet: 1/2" I.P.S. Outlet: 3/8 O.D.
	JL16LKFC.EA		JL16LKFC	Inlet: 1/2 NOM. COMP Outlet: 3/8 O.D.
	JL22LKFC.EA		JL22LKFC	Inlet: 1/2 NOM. SWEAT Outlet: 3/8 O.D.
	JL26LKFC.EA		JL26LKFC	Inlet: 1/2 N.S. W/5" EXT. Outlet: 3/8 O.D.
STAINLESS STEEL BRAIDED RISERS				
3/8" COMP. x 1/2" IPS		1/2" COMP. x 1/2" IPS		
9" LONG	20" LONG	12" LONG	20" LONG	
12" LONG	30" LONG	add-12C-("length") to package model no.		
16" LONG	36" LONG			
add-38C-("length") to Package Model No.				

JUST MANUFACTURING COMPANY

9233 KING STREET . FRANKLIN PARK . ILLINOIS . 60131-2111

PH: 847-678-5150 . FAX: 847-678-6817 . E-MAIL: custserv@justmfg.com . www.justmfg.com